

Local Government Energy Reporting Workshop

December 5, 2023

Alamo Area Council of Governments (AACOG)
South-Central Partnership for Energy Efficiency as a Resource (SPEER)



Who We Are

How do we support energy management efforts for entities across the state?



In partnership with the State Energy Conservation Office (SECO), AACOG's Regional Energy Management Program provides resources to assist local government agencies, educational institutions, and private entities in the implementation of energy efficiency and energy management programs.

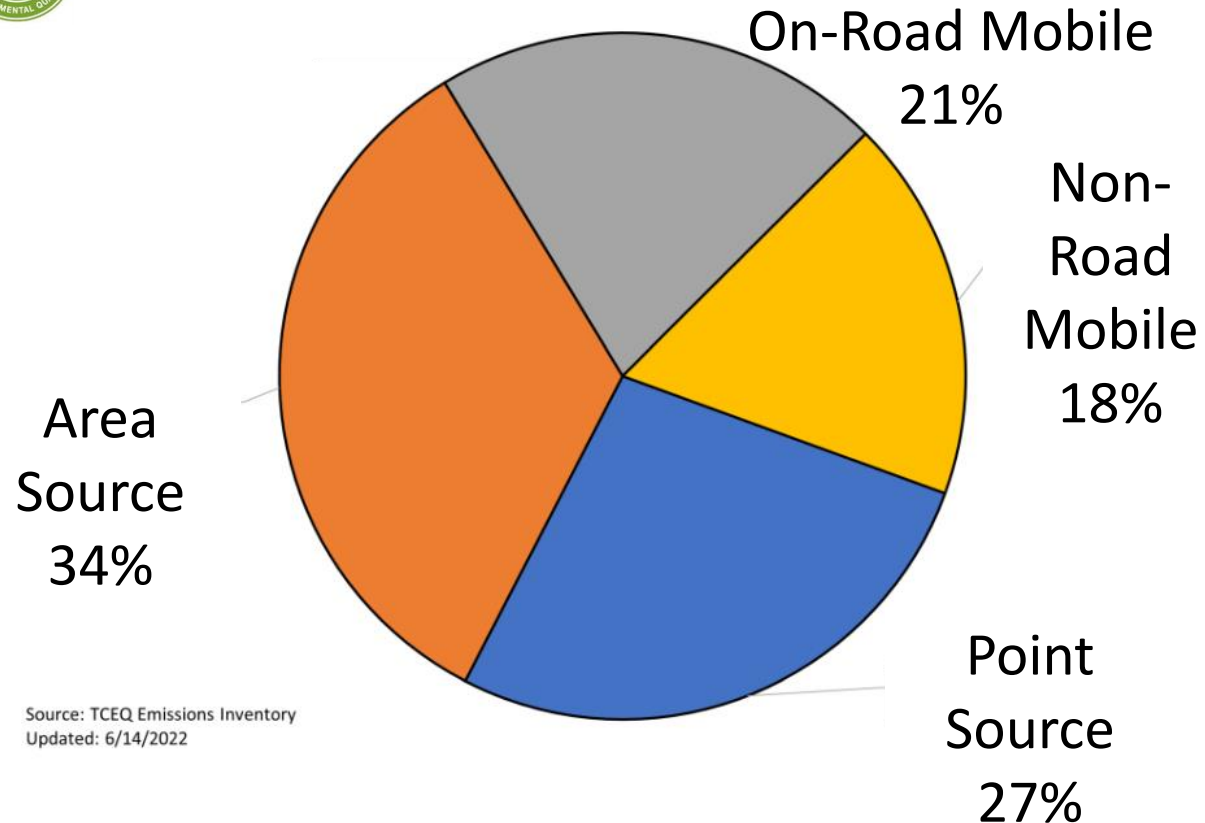


SPEER's Local Governments Program supports city energy management by facilitating sharing of best practices in energy efficiency, while strengthening relationships among local governments through the City Efficiency Leadership Council (CELC).

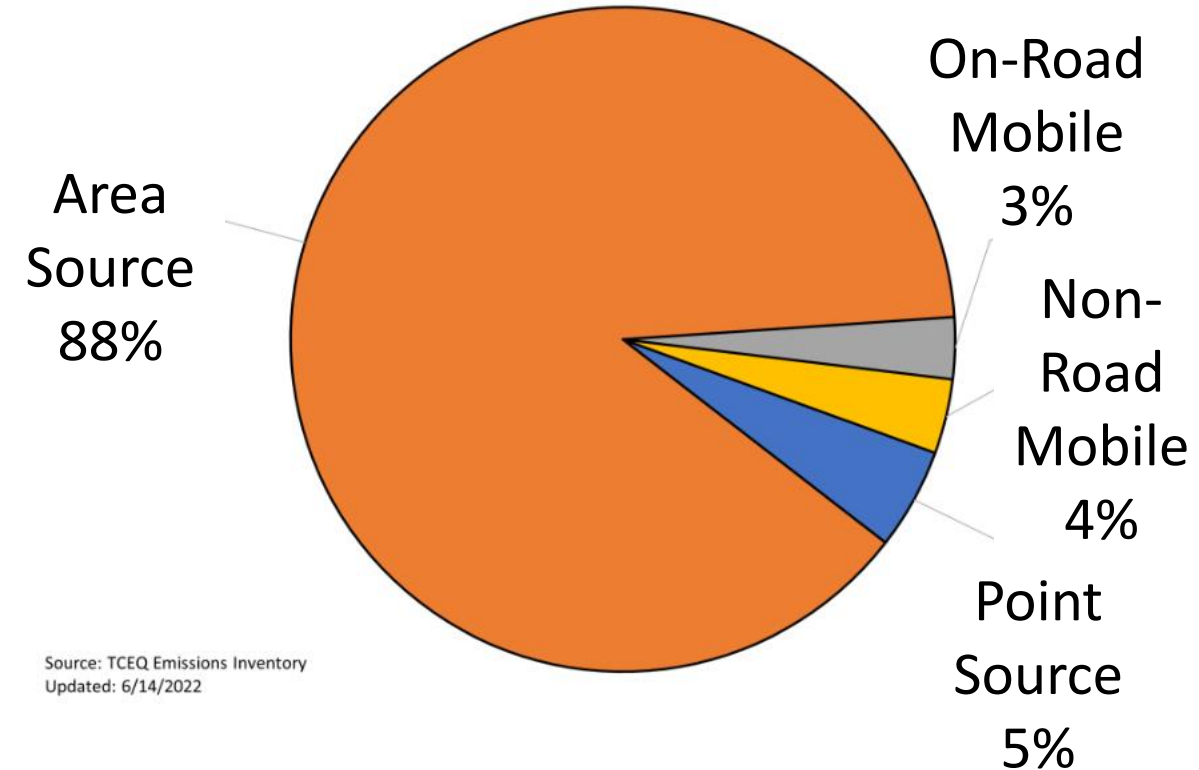
Sources of Air Pollutant Emissions in Texas



2020 Texas NO_x Emissions



2020 Texas VOC Emissions



27% of NO_x and 5% of VOC emissions are from point sources which includes electricity generation plants

Why Does Local Government Energy Reporting Exist?



History and Background



2001

This requirement, introduced in the 77th Legislative Session by [Senate Bill 5 \(SB5\)](#), was established to reduce air emissions associated with electricity consumption in ozone nonattainment or near nonattainment counties

2007

The 80th Legislature passed [SB12](#), extended for entities to establish a goal to reduce electric consumption by 5% out to 2011

2011

In the 82nd Legislature, the passage of [SB898](#) signified the continuance of establishing an energy reduction goal out to 2021. Allowed for exemption certification requests

2019

[SB241](#) passed in the 86th Legislature set 2019 as the baseline year for establishing a 5% reduction goal and extended the timeline for local governments to establish a goal to reduce electric consumption out to **2026**

For full history, visit SECO's "**History of Legislation for Public Sector Energy Reporting**" [webpage](#).

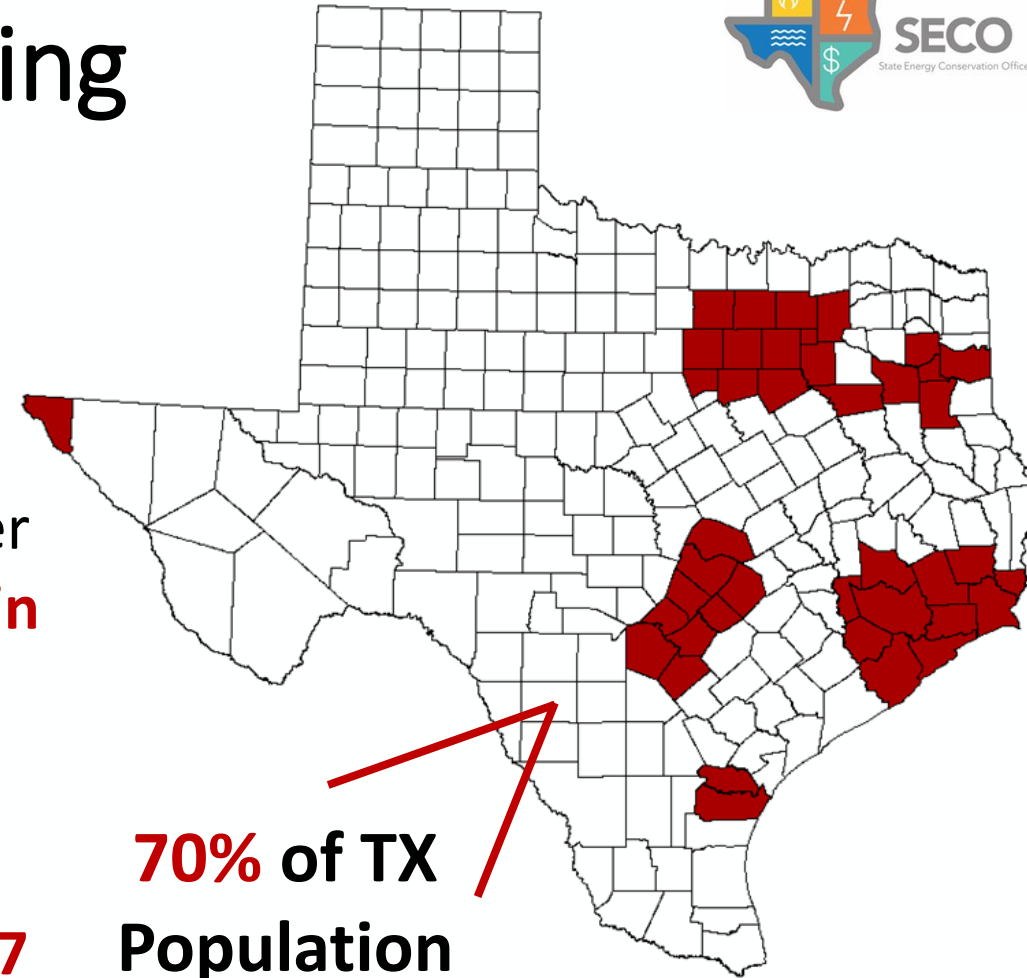
Local Government Energy Reporting

Section 388.005 Texas Health and Safety Code:

Purpose: Aid efforts to attain federal air quality standards by reducing demand for **electricity generation**

Who Reports: Political subdivisions, institutes of higher education or state agencies in **41 “affected counties” in Texas.*** Political subdivisions include cities, counties, water districts, and other local government entities.

Requirements: Establish a **goal of reducing electric consumption by at least 5% each state fiscal year for 7 years** beginning September 1, 2019, **and submit an annual report** to SECO regarding the progress and efforts to meet the reduction goal



*Bastrop, Bexar, Brazoria, Caldwell, Chambers, Collin, Comal, Dallas, Denton, El Paso, Ellis, Fort Bend, Galveston, Gregg, Guadalupe, Hardin, Harris, Harrison, Hays, Henderson, Hood, Hunt, Jefferson, Johnson, Kaufman, Liberty, Montgomery, Nueces, Orange, Parker, Rockwall, Rusk, San Patricio, Smith, Tarrant, Travis, Upshur, Waller, Williamson, Wilson, and Wise (Texas Administrative Code, Title 30, §114.629)

Impacts for State Air Quality

Local Government Energy Reporting
Forms Submitted to SECO

Data Processed and Reported to the
Texas A&M Energy Systems
Laboratory (ESL)

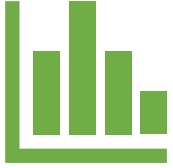
ESL Estimates Total NO_x Reductions and
Submits to Texas Commission on
Environmental Quality (TCEQ)

TCEQ Includes in the Texas Emissions
Reduction Plan (TERP) Biennial Report
to the Texas Legislature

1.58

Tons per day NO_x
Reduced in 2019

Impacts for Local Governments



**Effectively Manage Energy Consumption
Informed by Data Collection**



**Ability to Measure Performance Among Peer
Entities Using SECO's "Energy Consumption
Reporting Dashboard"**



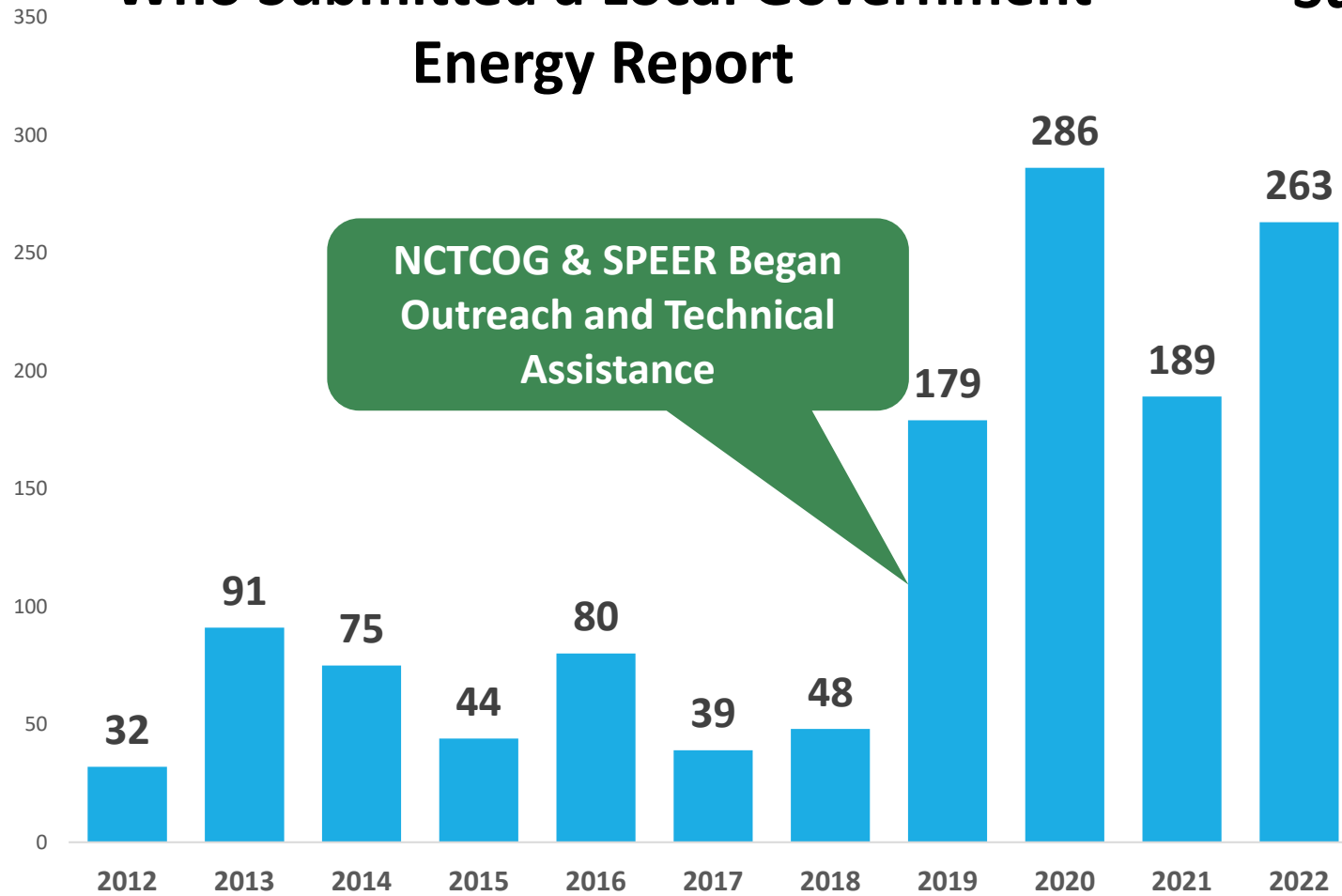
**Identify Opportunities for Energy Efficiency
Projects**



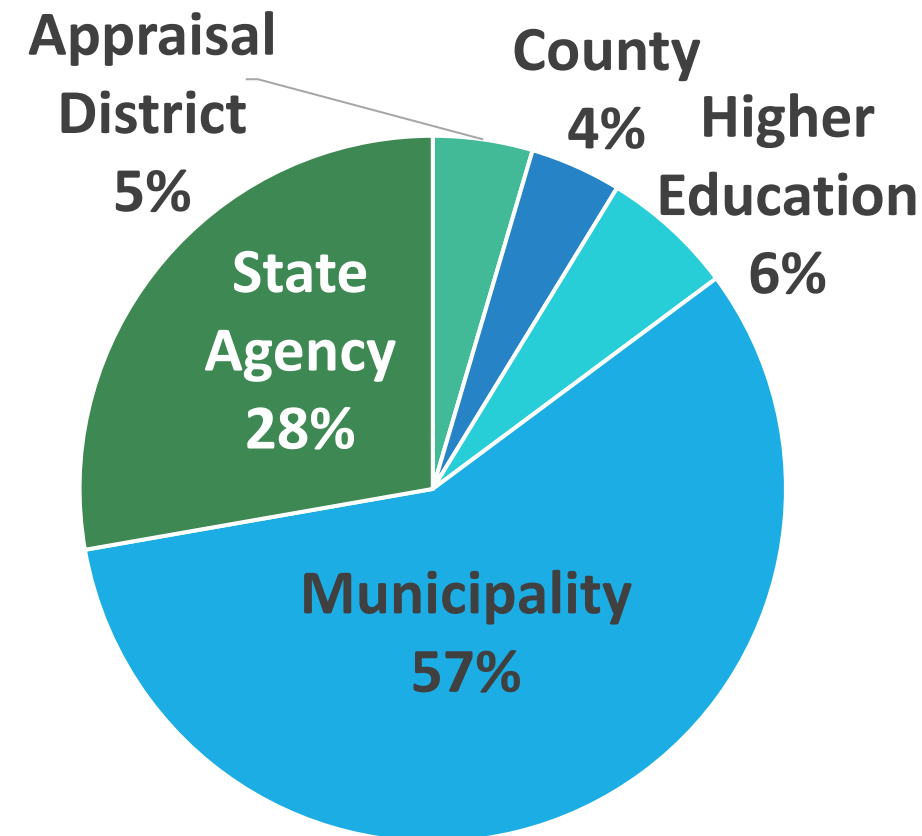
**Pursue No-Cost Technical Assistance and
Resources Through SECO to Accomplish
Energy Efficiency Projects**

Local Government Energy Reporting Statistics

Number of Texas Entities Who Submitted a Local Government Energy Report



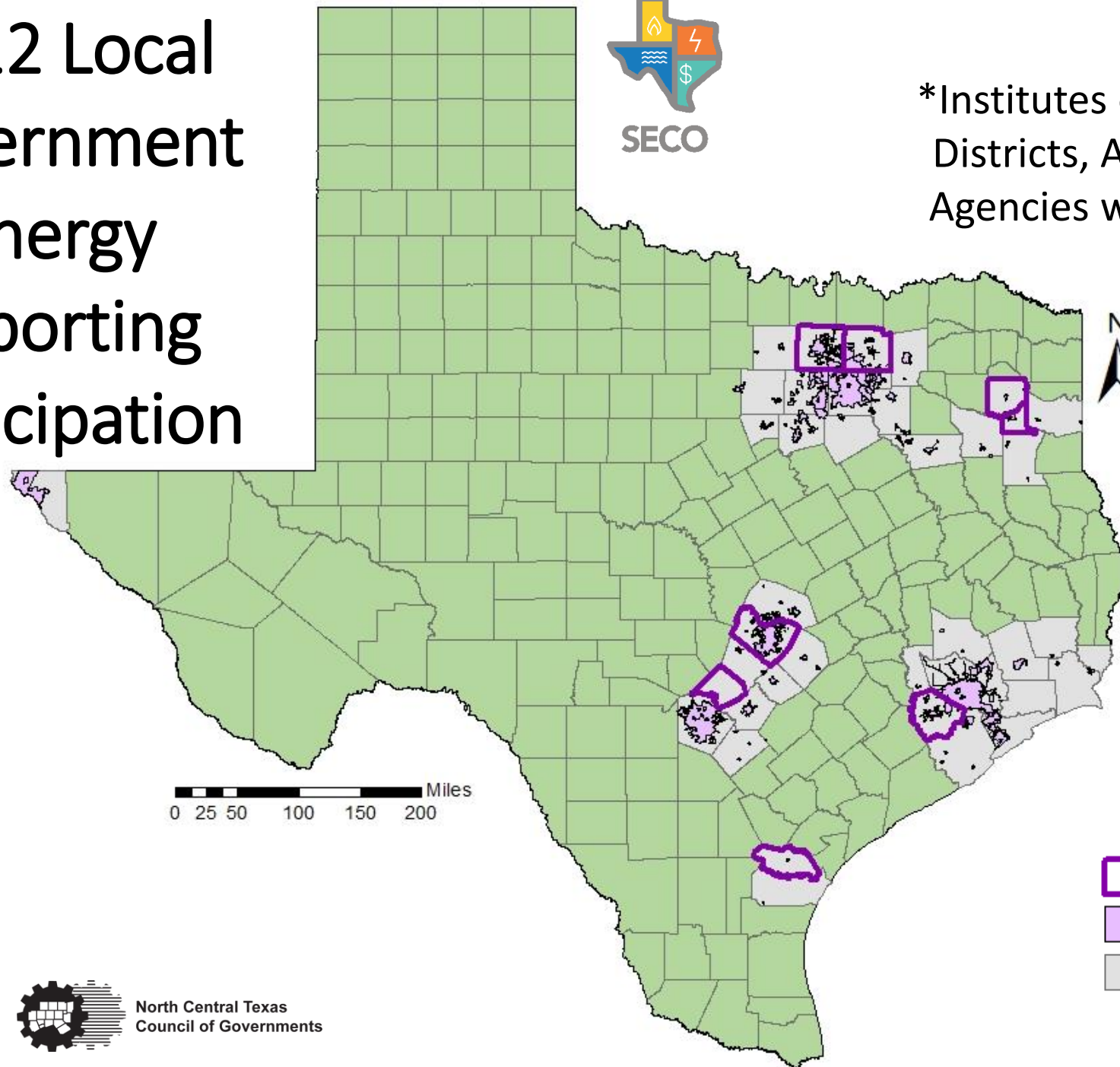
Composition of Texas Entities Who Submitted a 2022 Local Government Energy Report



2022 Local Government Energy Reporting Participation






*Institutes of Higher Education, Special Districts, Appraisal Districts, and State Agencies who reported are not shown



Number of Cities
Who Reported: **142**

Number of Counties
Who Reported: **48**

Legend

-  2020 Reported Counties in Texas
-  2020 Reported Cities in Texas
-  Counties Subject to Report (Affected Counties)

2024 Local Government Reporting Form

Report Sections

1. Reporting Entity Information
2. Reduction Goal
3. Calendar Year of Report
4. Consumption Data
5. **Renewable Energy Data (Optional)**
6. Use and Interest in SECO Assistance Resources
7. Areas of Improvement & Resources
8. Additional Feedback
9. Progress Toward Goal

Sections 1, 2, 3, 6, 7, 9 and portions of Section 4 of the Local Government/State Agency Energy Report must be completed by all reporting entities. Section 5: Renewable Energy Data is optional.

Walkthrough of Local Government Energy Report

LYLE HUFSTETLER

ALAMO AREA COUNCIL OF GOVERNMENTS


Getting Started

- Create a Data Checklist (see reporting help guide)
- Know your data sources
- Keep your data organized, consistent and “tidy”
- Prep for next year now!

How to Report

[Submit a Report](#)

Note: Requirement for saving an incomplete energy reporting form. The user must resume/complete their survey using the same computer they started preparing the form. The user cannot clear their browser cookies while the form is being prepared or the user will lose the prior entered information. Incomplete forms are saved to a cookie in the user's browser, which remains until the cookies are cleared in the browser. Since cookies are local to a specific device, the user must resume/complete their survey using the same computer.

Use this  [Reporting Help Guide](#) (PDF) of the report to gather all necessary information prior to reporting online. Scanned copies will not be accepted. Reports must be completed online.



Section 1: Background Information

- City Information
- Contact Information
- Ensure to update contact information for those who will be completing next years reporting

SECTION 1: Reporting Entity Information

Entity name:

Salutation:

Entity type:

- ☐ Municipality
☐ County
☐ State agency
☐ Higher education
☐ Other (please specify)

Contact Name:

Contact Title:

Contact Email Address:

Contact Phone Number:

Contact Phone Number Extension:

Contact Information:

City:

Zip Code:

County:

Next

Section 2: Reduction Goal

- Reduction goal established (Y/N)
- Goal can take several forms
- Denton historically does this through council resolution
- Updates with each new iteration of the SB to reflect length of time and start date

SECTION 2: Reduction Goal

* Has your organization complied with [Texas Health and Safety Code §388.005\(c\)](#), which states that "Each political subdivision, institution of higher education, or state agency [in an ozone non-attainment or affected county as identified by the [Texas Health and Safety Code §386.001](#)] shall establish a goal to reduce the electric consumption by the entity by at least five percent each state fiscal year for seven years, beginning September 1, 2019?"

Note: This question simply asks if your organization has set a goal, not whether your actual consumption decreased.

☒ Yes

☐ No

Section 3: Reporting Period

- Reporting period for local governments Jan 1 to Dec 31
- As stated, your January data or December data may overlap into other months
- Current Practice: split months based on meter read date (before or after the 15th of the month)

SECTION 3: Reporting Period

Reports should be submitted to reflect a 12 month period of the preceding year. State agencies and higher education should report fiscal year data (September – August) and local and county governments should report on a calendar year basis (January – December). Since billing cycles may not break “cleanly” across a calendar month, it is acceptable for consumption data to be based on utility billing months of the previous year.

* Twelve-month reporting period

Start (MM/DD/YYYY):

01/01/2021

End (MM/DD/YYYY):

12/31/2021

Prev

Next

Section 4: Consumption Data

- Checklist helps in this section
- Know your data sources
- Organization starts with data collection create a SB 241 field if possible (BF, ST, TS, W, WW, NA)
- Get informed on account changes

Section	Description	Metric	Source	Value
4	No. of Buildings	units	Risk Mgmt	192
4	Building Sqft	sqft	Risk Mgmt	1,382,813
4	Total Building kwh	kwh	DME/Billing/Oncor/Coserv	x
4	Number of Traffic Lights	units	DME	x
4	Traffic Light kwh	kwh	Billing	x
4	Number of Street Lights	units	DME	x
4	Street Light kwh	kwh	Billing	x
4	Potable water supplied (MGD)	Avg MGD	Water	x
4	Water Supply kwh	kwh	Billing	x
4	Wastewater Treated (MGD)	Avg MGD	Wastewater	x
4	Wastewater Treatment kwh	kwh	Billing	x
4	Total number of Evs in fleet	units	Fleet Services	x
4	kwh used in EV charging	kwh	Billing	x
4	Other uses	NA	Billing/Facilities	x
4	Other uses kwh	kwh	Billing	x

serv street no	serv street mod	serv street	serv unit	name	HBU Desc	Department	Location	Function	GHG Code
215	E	MCKINNEY ST		COD 230001 7934	GF, Admin Serv - Facil Man	FAC	City Hall Main	Building	BF

Section 4: Consumption Data

- Buildings
 - Risk management is a great resource
 - Keep billing codes in mind
- Lighting
 - Metered vs unmetered
 - Owned vs unowned
- Water and Wastewater
 - You may or may not have a treatment plant to report
 - You will have pumps and lift stations

SECTION 4: Consumption Data

For Local Governments, enter annual consumption for entity facilities for January - December of the reporting year indicated above. For state agencies/higher education, enter annual consumption for fiscal year. Information should be reported only for buildings, streets/traffic lighting, water treatment facilities, etc. owned/controlled by the reporting entity (e.g. if a city's street-lighting is owned by a utility, those streetlights should not be included in the report). For water utility enterprises, the quantity is the total associated with their service area.

Enter annual electrical usage in kWh for the reporting period indicated above. (1 MWh = 1,000 kWh)

* Number of Buildings:

* Buildings Gross Square Footage:

* Total Buildings (kWh):

Number of Traffic Lights (optional):

Traffic Lighting (kWh) (optional):

Number of Street Lights (optional):

Street Lighting (kWh) (optional):

Potable water supply facilities (Ave. Million Gal/Day) (optional):

Potable water supply facilities (kWh) (optional):

Wastewater treatment (Ave. Million Gal/Day) (optional):

Wastewater treatment plants (kWh) (optional):

Total number of electric vehicles (EVs) (includes both battery-electric and plug-in hybrid electric vehicles) (optional):

Total electric use (kWh) of electric vehicles (EVs) charging stations (only include stations that are NOT sub-metered) (optional):

Other (please specify) (kWh) (optional):

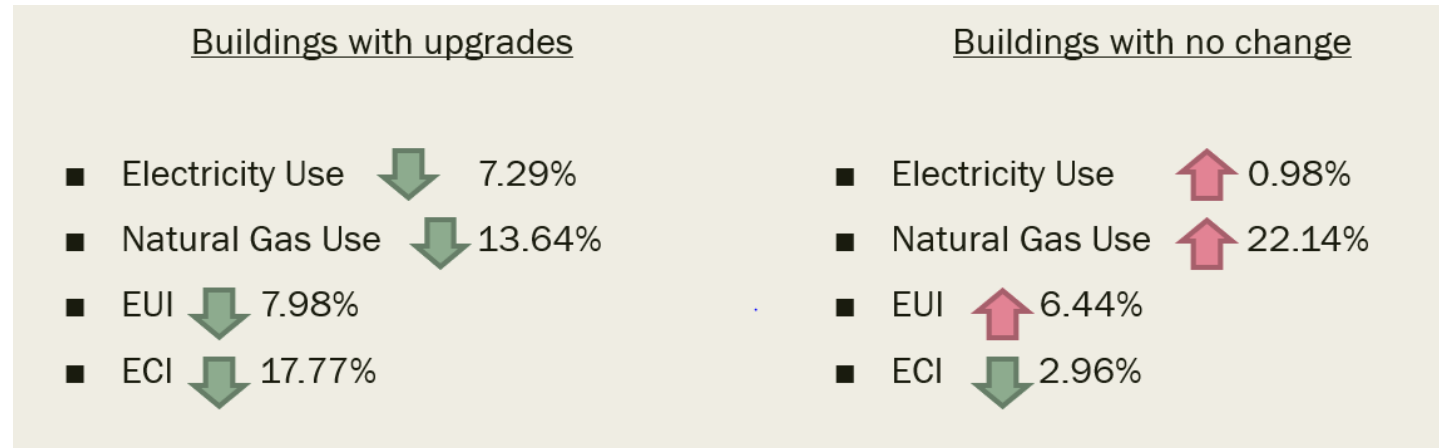
* REQUIRED: Total electricity consumption (kWh):

Prev

Next

Section 5&6: Areas of Improvement and Progress

- Physical upgrades
 - HVAC
 - Insulation
 - Management systems
- Policies and Training
 - Internal Energy Policy
 - Trainings (Denton has incorporated into monthly safety training in the past)



*upgrades following Denton's PEA

Section 7: Exemption Request

- Did you reach your goal?
 - Calculate based on 2019 baseline totals
- Claim exemptions if applicable after report has been completed

Local Government Energy Reporting Frequently Asked Questions

- Developed by SPEER using feedback and interviews with reporting entities
- Covers general questions and section-by-section guidance

[Scan Here!](#)



Local Government / State Agency Energy Reporting Frequently Asked Questions

November 19, 2020



Prepared for the State Energy Conservation Office by
The South-central Partnership for Energy Efficiency
as a Resource (SPEER)



SECO No-Cost Technical Assistance


Through this program SECO contracts with engineering firms to provide customized, on-site, energy-related services ranging from basic consultation to feasibility studies.

Eligible entities may request assistance with either **energy** or **water**-related technical matters.

Upon determination that the requested services are reasonable and within the contractors' scope of work, SECO will assign an engineer to contact the entity officials to determine the level of service necessary to provide assistance.

For more information, visit SECO's Technical Assistance [webpage](#).

Technical Assistance
Service Request Form
Form# 50-855



Public Entity Name

Contact Person

Email Address

Street Address

Mailing Address

Telephone

Title

County

State

City

ZIP Code

Description of Technical Assistance Needs

Technical Assistance Eligibility

The State Energy Conservation Office (SECO) provides free technical assistance for existing public facilities and infrastructure. Eligible entities include municipal and county governments, public school districts, county hospitals, port authorities, major airports, public water authorities and municipally owned utilities. Leased or rented facilities and infrastructure are not eligible for this service.

Principles of Agreement

By submitting this request form, the entity listed above must agree to:

- select a contact person to work with SECO and its designated contractor to establish an energy policy and set realistic energy efficiency goals;
- allow SECO's designated contractor to provide walk-through assessments of selected facilities;
- schedule a time for SECO's designated contractor to make a presentation on the assessment findings to key decision-makers; and
- allow SECO to post portions of this report on its website

Additional Questions

Has this organization used SECO's technical assistance or PEA services in the past?

☐ Yes ☐ No

Is the primary contact familiar with SECO's LoanSTAR revolving loan program?

☐ Yes ☐ No

Has this organization used SECO's LoanSTAR revolving loan program in the past?

☐ Yes ☐ No

Signature

Date

Print Name

Title

Submit completed forms to SECO at Margaret.Garcia@cpa.texas.gov
or by mail to: State Energy Conservation Office
Attn: Margaret Garcia
111 E. 17th Street
Austin, TX 78711-1440

50-855 (10-15/2)

Texas LoanSTAR Revolving Loan



Finances Projects that Reduce Energy/Water/Utility Costs

- Simple Payback Period of **15 Years or Less**
- 2% Loan Interest Rate; 1% if Choose ARRA Funds with More Reporting

Open Enrollment Through **August 31, 2022**

- Maximum \$8 Million Loan Per Application
- Maximum 3 Loans per Applicant

For more information visit the
[Notice of Loan Fund Availability](#)



https://www.youtube.com/watch?v=4IFuj_5ZeGI

Key Takeaways and Next Steps

March



2024

★ **Local Government Energy Reporting Deadline**

★ **Calendar Year Reporting Period:** January 1 – December 31, 2023

★ **Minimum Required Data Points Include**

- ✓ Reporting Timeframe (e.g., Calendar Year 2023)
- ✓ Annual Electricity Consumption in Kilowatt Hours (kWh)
- ✓ Gross Square Footage of All Entity Owned Buildings/Facilities

★ **Review Prior Reporting Data on [SECO's "Energy Consumption Reporting Dashboard"](#)**

SPEER Resources

- [Rethinking Texas' IOU Energy Efficiency Programs:](#)
- [Building Operation Certification:](#) Building Operator Certification (BOC) training teaches you how to bring your building to peak performance, saving energy and money. BOC graduates make their buildings more comfortable, efficient, and environmentally friendly.
- [SPEER YouTube Channel:](#) Over 100 professional development videos with content covering topics such as code and funding opportunities.
- [Follow us on LinkedIn:](#) Updates and current energy news
- [Newsletters:](#) Covers Statewide Policy, Code, and Local Government

City Leadership Council

- Become a CELC Member- Free and has several benefits
- Local Government Energy Reporting Guide
- For upcoming events, check out our calendar
- Focus Groups
- Training Cohort

FOR MORE INFORMATION



Lyle Hufstetler

AACOG

Natural Resources Program

Administrator

lhufstetler@aacog.com



Shaun Auckland

SPEER

Local Government Program

Manager

sauckland@eepartnership.org

Technical
Assistance for
Entities
Statewide



Andra Nava-Garcia

City of San Antonio

Energy Special Projects Manager

andra.nava-garcia@sanantonio.gov